

Vision

A premier learning community recognized for supporting student success and enriching society.

Mission

Cypress College enriches students' lives by providing premier educational opportunities including transfer to four-year institutions, associate degrees, certificates and a baccalaureate degree. The college offers comprehensive career technical education programs, basic skills and lifelong learning. Multiple educational-delivery methods meet the varied needs of our students. The College is dedicated to supporting the success of our students, fostering diversity, enriching society, and contributing to the economic development of our community and beyond.

Definition of Terms

Demographics

1. Demographics are defined in a standard way by the California Community College Chancellor's Office (CCC-CO; https://datamart.cccco.edu/App_Doc/Data_Definition_Glossary.doc).
2. Demographics of students in high school were retrieved from DataQuest. The most current information was for the 2014-15 academic year.

Academic Preparation

1. Placements in English and mathematics are derived from two methodologies, a placement test and an examination of high school data including but not limited to students' cumulative GPA, courses taken in English and math, and the corresponding final grades. Students receive the highest level placement possible as suggested by either their performance on a placement test and/or an examination of high school coursework.

Academic Outcomes

1. Retention Rate: number of student enrollments that did not result in a withdrawal from their courses divided by the total number of student enrollments. In other words, the numerator is the number of enrollments with all grades except "W" divided by number of enrollments with any grade.
2. Success Rate: number of student enrollments that resulted in a grade of A, B, C, or credit/pass divided by the total number of enrollments.
3. Persistence Rate: number of first-time students in the fall semester who return to take a class in the spring semester.
4. Basic Skills Course: courses, typically in English and mathematics, that are necessary for students to succeed in college-level work.
5. Distance Education Course: courses that are taught through online and hybrid teaching methodologies.
6. Vocational course: career and technical education courses that provide students with the academic and technical skills, knowledge, and training necessary to succeed in their future career paths.
7. Students who started their postsecondary education in Fall 2013 were tracked until Spring 2018. The outcomes reflect their academic path. The data is collected from the National Student Clearinghouse, who track 92% of all students enrolled in postsecondary institutions in the U.S.A.



JoAnna Schilling, Ph.D., President, Cypress College

Dr. Cheryl Marshall, Chancellor, North Orange County Community College District
Board of Trustees:

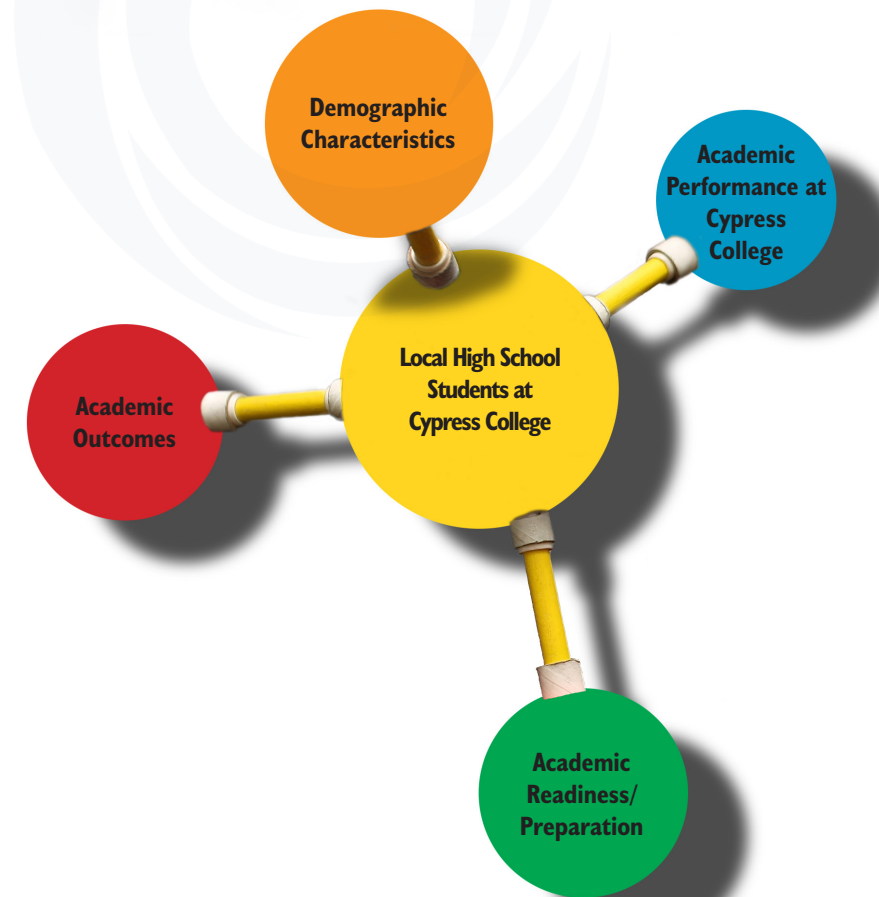
Barbara Dunsheath • Ed Lopez • Stephen T. Blount • Molly McClanahan • Jacqueline Rodarte;
Jeffrey P. Brown • Ryan Bent • Student Trustees: Cypress and Fullerton colleges



Cypress College

HIGH SCHOOL TO CYPRESS COLLEGE STUDENT REPORT

HS₂CC



Local High School Class of 2017 at Cypress College in Fall 2017

This report provides the profile of local high school students who enrolled in Cypress College immediately after graduation.

A total of 1,633 recent high school graduates began their postsecondary education at Cypress College this fall. This report profiles their demographics, academic preparation, student performance, and degree/transfer completion.

University Transfer for Overall Cypress College Student Body

Top 2017-18 CSU Campuses

CSU Campus	Transfers
#1 CSU Fullerton	232
#2 CSU Long Beach	122
#3 CSU Dominguez Hills	83
#4 CSU Pomona	36
#5 CSU San Francisco	11

Top 2017-18 UC Campuses

UC Campus	Transfers
#1 UC Irvine	52
#2 UC Los Angeles	20
#3 UC San Diego	19
#4 UC Riverside	10
#5 UC Berkeley	7

CYPRESS + Your Graduates

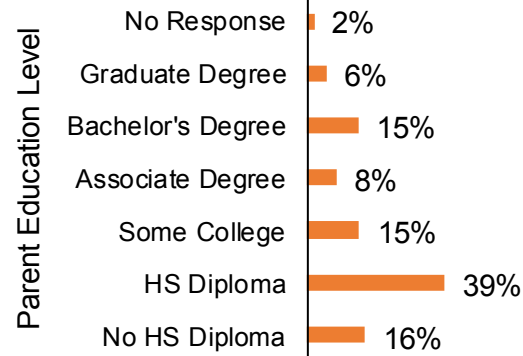
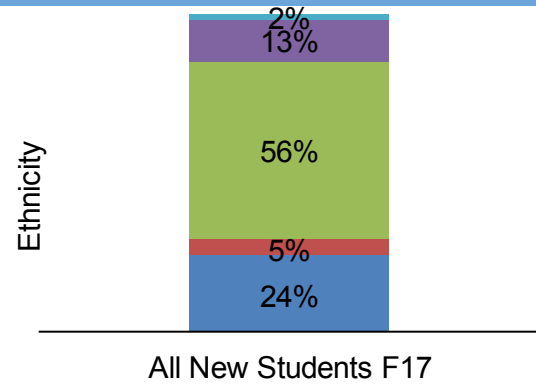
Each year, hundreds of students transfer from Cypress College to their dream schools. Why should they settle for second when they can save thousands, get a better education, and move on to a tier-1 college or university by attending Cypress?

Abhiruchi moved to the U.S. in 2015 to pursue a career in emergency and disaster medicine, motivated by that year's devastating earthquake in her native Nepal. A 2018 biology graduate from Cypress College, she is continuing her studies at University of California, Irvine.

Read her full story: #CYProud: Abhiruchi Chaulagain, Biology



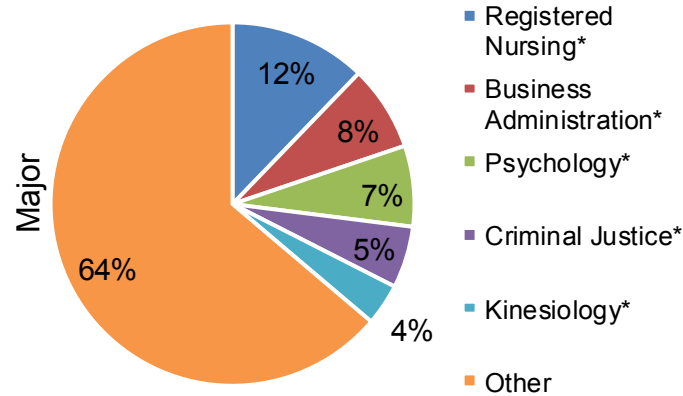
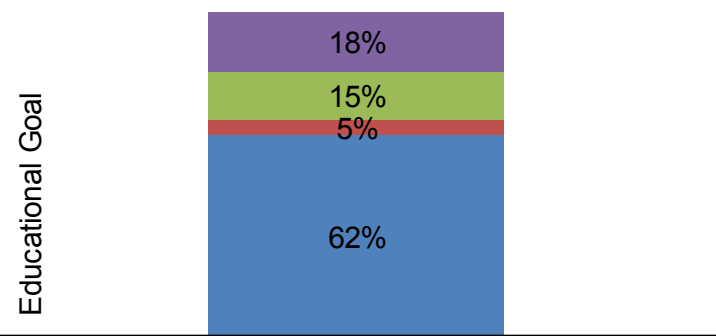
DEMOGRAPHICS



Asian/Pacific Islander Black Hispanic White Other

All New Students F17

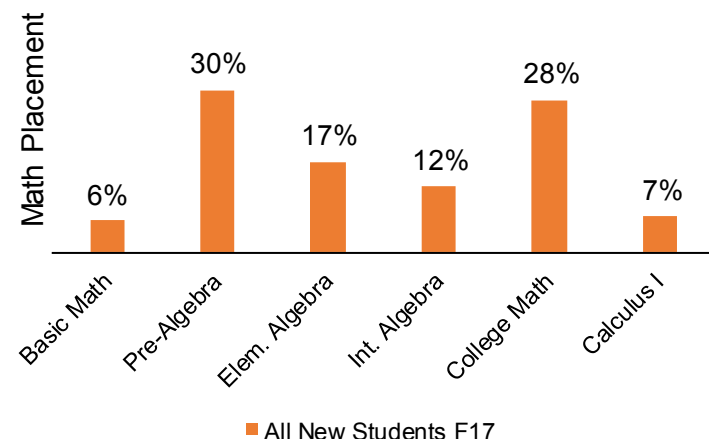
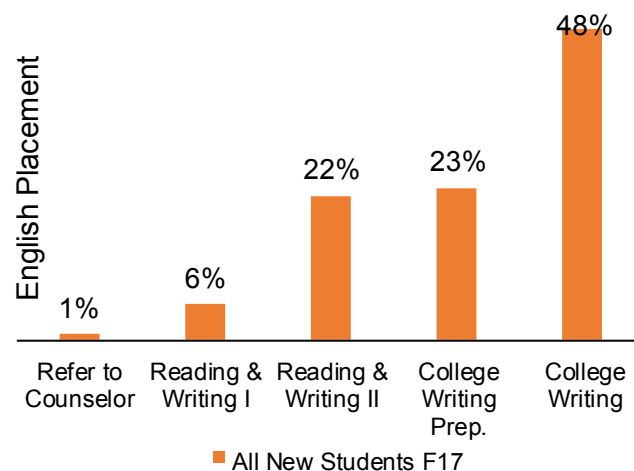
- Over half of the incoming high school graduates identified as Hispanic in Fall 2017.
- Over one-third of incoming students noted their parents' highest education level as a high school diploma.
- Incoming students most commonly selected to major in Registered Nursing and Business Administration.



* Refers to the Top 5 most popular majors for all incoming students

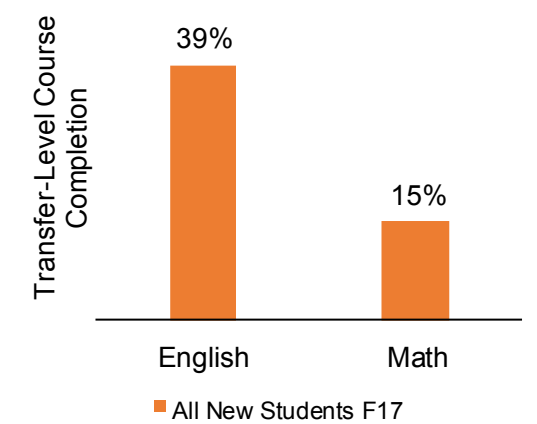
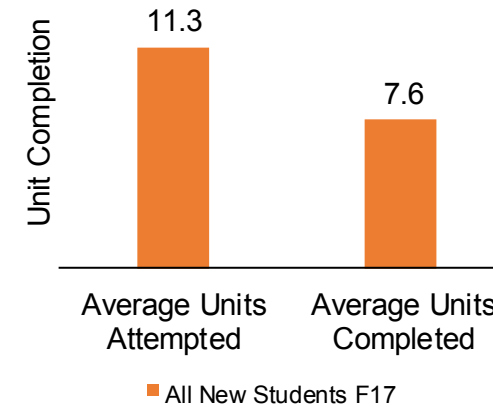
AA/S Degree & Transfer AA/S Degree Only
Transfer Only Other

ACADEMIC PREPARATION

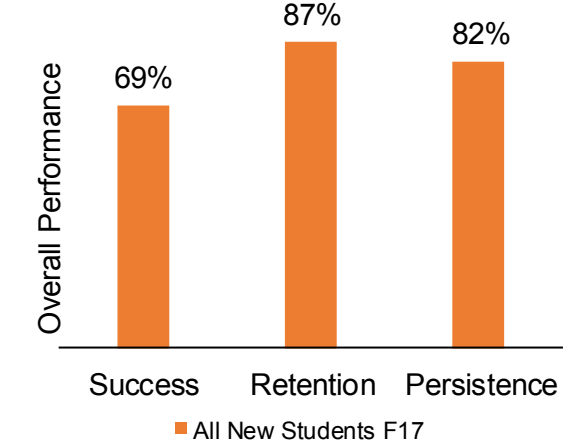
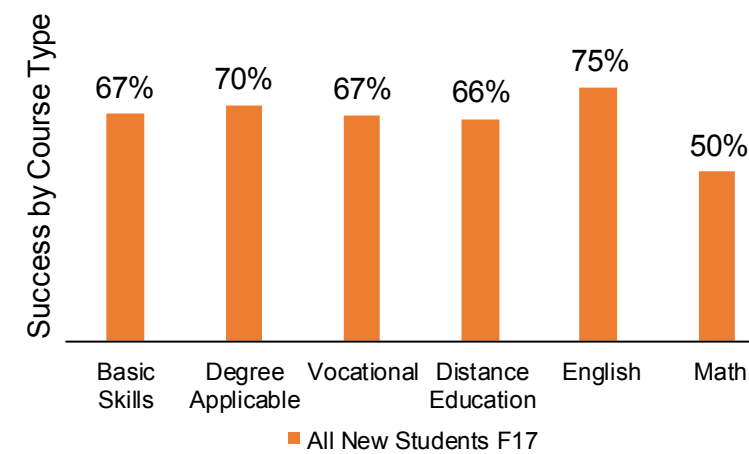


- Nearly half of all incoming high school graduates placed into transferrable English.
- Approximately 35% of incoming high school graduates placed into transferrable math.

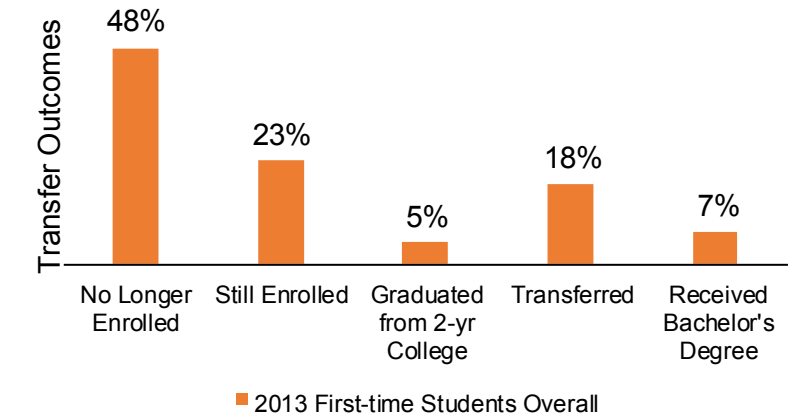
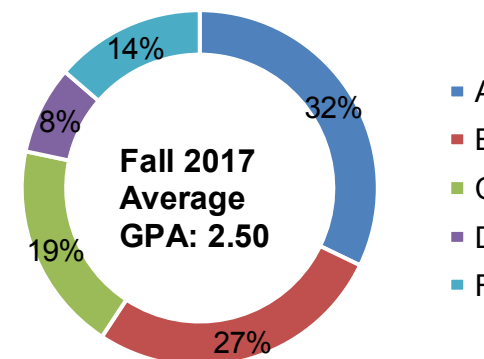
ACADEMIC OUTCOMES



- Incoming high school graduates attempted approximately 11 and completed approximately 8 units.
- Over one-third of incoming high school graduates completed transferrable English.



- Incoming high school graduates displayed the highest success rates in English courses.
- Additionally, incoming high school graduates also displayed high retention and persistence rates.



- Incoming high school graduates primarily received A and B grades in degree applicable courses.
- Approximately 25% of first-time students from Fall 2013 went on to transfer to a 4-year university.